


## Public Safety Partner Portal Enhancements

Based on some constructive feedback we received from our public safety partners, we have worked with our portal vendor to add the following functionality:

1. Added a color-coded status bar by community so the partners can see at a quick glance the status of their community. The heat map is displayed below and a link to the secure ArcGIS rest service is at the bottom for those who have access to the rest service.



**PARTNER PORTAL**


[Manage Content](#)
[Partner Accounts](#)

[Logout](#)

Page Updated: 2:56 PM, Sun 5/30/21

Public Safety Power Shutoffs are in effect.

 Potentially Impacted

 Currently Impacted

5,293 Customers	655 Medical Baseline (MBL)	N/A Critical Facilities	1,538 Customers	112 Medical Baseline (MBL)	97 Critical Facilities
--------------------	-------------------------------	----------------------------	--------------------	-------------------------------	---------------------------

Impacted Areas

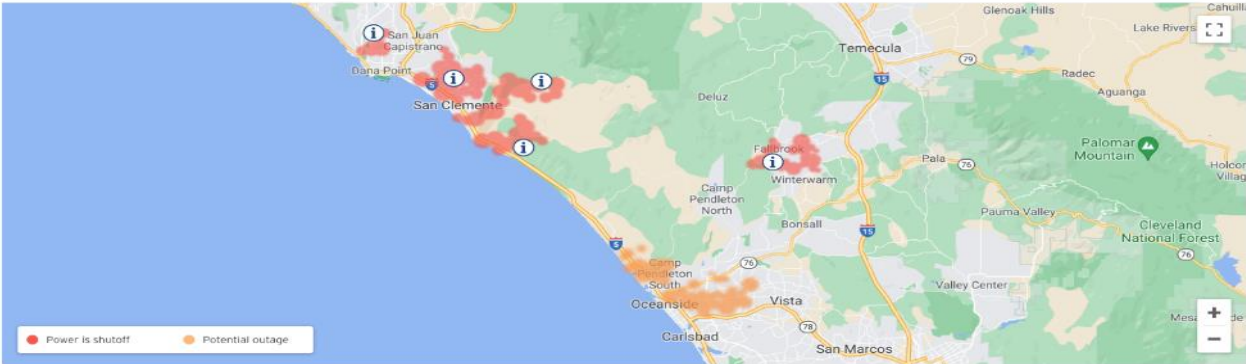
Filter by Status

Copy All Outage Information

Community Name	Status	Devices Affected	Copy
Alpine	<div></div>	10 devices (2 currently impacted, 8 potential outage)	<a href="#">Copy</a>
East San Juan Capistrano	<div></div>	10 devices (2 inspecting, 3 currently impacted, 5 potential outage)	<a href="#">Copy</a>
Fallbrook	<div></div>	11 devices (8 inspecting, 3 currently impacted)	<a href="#">Copy</a>
Oceanside	<div></div>	8 devices (8 potential outage)	<a href="#">Copy</a>
San Clemente	<div></div>	3 devices (3 currently impacted)	<a href="#">Copy</a>

All dates and times are approximate.

Outage Map



Community Resource Center Locations

**Fallbrook Branch Library**  
 9545 River Dr.  
 Hours: 8:00 AM - 10:00 PM

**San Clemente Branch Library**  
 9545 River Dr.  
 Hours: 8:00 AM - 10:00 PM

**San Juan Capistrano Center**  
 9545 River Dr.  
 Hours: 8:00 AM - 10:00 PM

**San Clemente Community Center**  
 9545 River Dr.  
 Hours: 8:00 AM - 10:00 PM

**San Juan Capistrano Center**  
 124 S Mission Rd. Fallbrook, CA 9202  
 Hours: 8:00 AM - 9:00 PM

For more outage data

To view outage data for specific circuits and addresses, visit [ArcGIS](#).

Connect to ArcGIS

Potential outage data is available for download as ArcGIS shapefiles.

[Download Shapefiles](#)

Visit our [PSPS website](#).

Communication Materials

[Community Flyer - 5-27-21.jpg](#)

[Generator-Forms.xlsx](#)

Your SDGE Contacts

**SDGE Liaison Officer**  
[SDGELiaisonOfficerNotifications@sdge.com](mailto:SDGELiaisonOfficerNotifications@sdge.com)  
 858-503-5450

**Emergency Management Duty Officer**  
[esoodsd@sdge.com](mailto:esoodsd@sdge.com)  
 858-503-5173

Public-Facing Contact Info

800-411-7343  
[SDGE.com/Ready](https://sdge.com/Ready)

**Alerts by SDGE&E**  
[Download for Android](#)  
[Download for iPhone](#)

**SDGE&E on Twitter**  
[twitter.com/SDGE](https://twitter.com/SDGE)

Critical Facilities

Download the list of critical facilities by zip code. To learn more about critical facilities, visit our [website](#).

[Download](#)

- a. Color-coded status bar shows the percentages by status (currently impacted, potentially impacted, etc.)

SDGE PARTNER PORTAL

Manage Content

Partner Accounts

Logout

Page Updated: 2:56 PM, Sun 5/30/21

Public Safety Power Shutoffs are in effect.

Potentially Impacted

5,293

Customers

Currently Impacted

1,538

Customers

655

Medical Baseline (MBL)

N/A

Critical Facilities

112

Medical Baseline (MBL)

97

Critical Facilities

Impacted Areas

Q, Keyword Search

Filter by Status

Copy All Outage Information

Status

Potential outage (29)

10

Partner view

Status bar

- Each sectionalization device is represented with a colored rectangle to create a heat map for the community
- Hovering the mouse over the bar displays a tool tip for each color

Status

Potential outage (29)

10

- b. Breakdown of Color-coding

## Status

### Potential outage

Public Safety Power Shutoffs may be necessary in this area.

### Currently impacted

PSPS are in effect in this area.

### Patrolling in progress


This area is currently being patrolled by SDG&E to assess damage and to determine if power can be restored.

### No PSPS outage

This area is no longer affected by PSPS.

OK

## 2. Ability to click community name to expand and see the status by sectionalizing device


 **PARTNER PORTAL**


[Manage Content](#) [Partner Accounts](#)

[Logout](#)

Page Updated: 2:56 PM, Sun 5/30/21

Public Safety Power Shutoffs are in effect.

 Potentially Impacted

 Currently Impacted

5,293  
Customers

655  
Medical Baseline (MBL)


























N/A  
Critical Facilities

1,538  
Customers

112  
Medical Baseline (MBL)

97  
Critical Facilities

Impacted Areas

Community Name	Status	Devices Affected	Copy	
▼ Alpine	<div><div></div></div>	10 devices (2 currently impacted, 8 potential outage)		
Sectionalizing Device	Status	Est Outage Start Date/Time	Est Restoration Date/Time	
73-765R	 Currently impacted	Sun 5/30/21 at 3:30 PM PT	Mon 5/31/21 at 1:00-5:00 PM PT	
1166-18R	 Currently impacted	Sun 5/30/21 at 3:30 PM PT	Mon 5/31/21 at 1:00-5:00 PM PT	
145B-454	 Potential outage	Sun 5/30/21 at 3:00 - Mon 5/31/21 at 4:00 PM PT	Mon 5/31/21 at 1:00-5:00 PM PT	
3571299R	 Potential outage	Sun 5/30/21 at 3:00 - Mon 5/31/21 at 4:00 PM PT	Mon 5/31/21 at 1:00-5:00 PM PT	
3671147R	 Potential outage	Sun 5/30/21 at 3:00 - Mon 5/31/21 at 4:00 PM PT	Mon 5/31/21 at 1:00-5:00 PM PT	
73-643R	 Potential outage	Sun 5/30/21 at 3:00 - Mon 5/31/21 at 4:00 PM PT	Mon 5/31/21 at 1:00-5:00 PM PT	
78-26R	 Potential outage	Sun 5/30/21 at 3:00 - Mon 5/31/21 at 4:00 PM PT	Mon 5/31/21 at 1:00-5:00 PM PT	
AL-12KV-355	 Potential outage	Sun 5/30/21 at 3:00 - Mon 5/31/21 at 4:00 PM PT	Mon 5/31/21 at 1:00-5:00 PM PT	
AL-12KV-357	 Potential outage	Sun 5/30/21 at 3:00 - Mon 5/31/21 at 4:00 PM PT	Mon 5/31/21 at 1:00-5:00 PM PT	
LI-12KV-1166	 Potential outage	Sun 5/30/21 at 3:00 - Mon 5/31/21 at 4:00 PM PT	Mon 5/31/21 at 1:00-5:00 PM PT	
► East San Juan Capistrano	<div><div></div></div>	10 devices (2 inspecting, 3 currently impacted, 5 potential outage)		
► Fallbrook	<div><div></div></div>	11 devices (8 inspecting, 3 currently impacted)		
► Oceanside	<div><div></div></div>	8 devices (8 potential outage)		
► San Clemente	<div><div></div></div>	3 devices (3 currently impacted)		

All dates and times are approximate.